






Year 4 Mental Maths - Summer 2

As a guide, between 5-10 minutes should be spent 3-4 times per week on each objective.

Week 1	Recall all times tables facts up to 12
	Use TT Rock Stars or write them down
Week 2	Convert between analogue and digital time, telling times to the nearest minute
	
Week 3	Create your own shop and label the items using decimals
	Eggs £1.37 Soup £1.01 Bananas £1.68 if you select 3 items, what is the largest and smallest total you can make?
Week 4	Can you find and draw any flags with lines of symmetry
	France 
Week 5	Find out peoples favourite food, colour or most popular pet. Can you draw a tally chart, bar chart and line graph to represent the data in different ways?
	

Year 4 Mental Maths - Summer 2

As a guide, between 5-10 minutes should be spent 3-4 times per week on each objective.

Week 1	Recall all times tables facts up to 12
	Use TT Rock Stars or write them down
Week 2	Convert between analogue and digital time, telling times to the nearest minute
	
Week 3	Create your own shop and label the items using decimals
	Eggs £1.37 Soup £1.01 Bananas £1.68 if you select 3 items, what is the largest and smallest total you can make?
Week 4	Can you find and draw any flags with lines of symmetry
	France 
Week 5	Find out peoples favourite food, colour or most popular pet. Can you draw a tally chart, bar chart and line graph to represent the data in different ways?
	